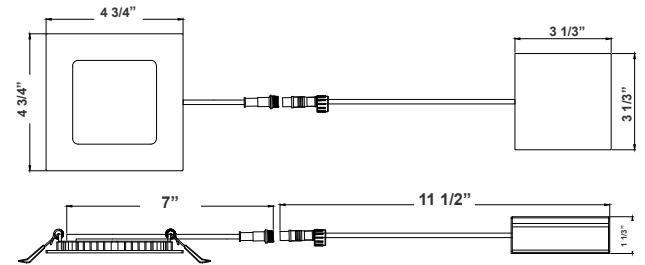


SSL SERIES RESIDENTIAL LIGHTING

SSL4-MCT5
LED ULTRA SLIM RECESSED LIGHTS



Customer Name: _____
Project Name: _____
Note: _____ | Type: _____



4 3/4" x 3 1/3"

LED DOWNLIGHTS (SMOOTH TRIM) - 4" SQUARE Ideal for New As Well As Old Residential And Commercial Constructions.

Features

- 4" Smooth Recessed Trim
- Multi CCT (Selectable Switch on the Back of the driver)
- Isolated Driver for Improved Thermal Management
- 5-Year Warranty
- Spun Aluminum with White Powder Coat Finish

Technical Specifications

Electrical:

- Voltage: 120V AC
- Output Voltage: 36VDC
- Power Factor: >0.90
- Wattage: 9W
- Efficacy: 70 LPW
- Total Harmonic Distortion: ≤15 %

Mechanical:

- 1/4" Thick
- Die-cast Aluminum with white powder coat finish
- Pot Light Housing is Not Required Even for Insulated Ceiling
- Junction box 1" Thick Included with Fixture
- Typel Crated: Approved for direct contact with insulation
- Maximum Ambient Temperature: -40°F to 104°F
- Damp Location
- 5-Year Warranty

Lighting:

- Dimming: Dimmable
- Lens: 0.125" White Translucent Acrylic
- Can Rotate after Installation to Align
- LED: Seoul DOB (Driver On Board) Technology
- Optics: White Translucent Acrylic
- Total Lumens: 630LM
- Color Temperatures: 2700K/ 3000K/ 3500K/ 4000K/ 5000K
- Multi CCT (Selectable Switch on the Back of the driver)
- Color Rendering Index: CRI ≥ 80
- Beam Angle: 100°-110°
- Rated life: 50,000 hrs

Applications:

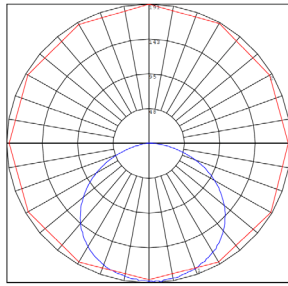
- LED retrofit trim have been designed to be a flexible lighting solution for retrofit and new construction applications, Ideal for closets, storage areas, attics, corridors, or general lighting solutions for residential and commercial applications

Other Models:

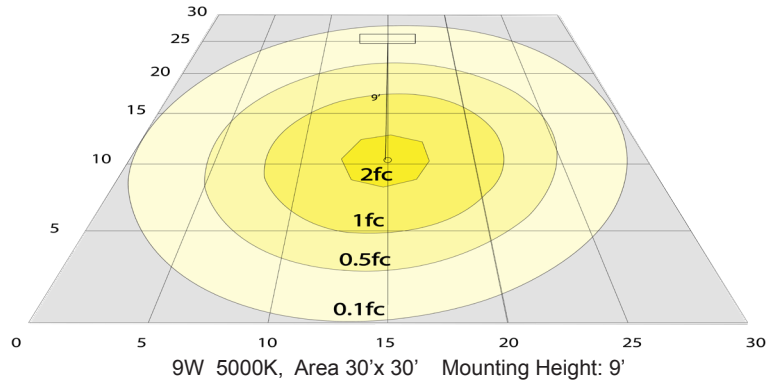
- 15W | 1125LM | SSL6-MCT5
- 24W | 1800LM | SSL12-MCT5



Photometrics: SSL4-MCT5




BUG Rating: B1-U2-G1




Other Views:



Side View



Front View



Junction box 1-1/4" thick included with fixtures
Back View

Performance Table: SSL4-MCT5

MODEL NO.	Wattage	Voltage	Lumens	Color Temp.	BUG Rating	LPW
SSL4-MCT5	9W	120V	630LM	2700K	B1-U2-G1	70
				3000K		
				3500K		
				4000K		
				5000K		

Sample Ordering

Model Color Temp.

SSL4 - MCT5

Accessories:

- Blank = No Option For Accessories
- RSL-EXT-10FT-MCT = 10 FT. EXTENSION CABLE FOR USE WITH ALL SLIM LIGHT
- SSL6-RI = 6" Square Rough-in Plate, 26" Long
- RSL-346-RIBH = 3", 4", 6" (ADJUSTABLE) ROUND GALVANIZED PLATE WITH BAR HANGERS
- E26-CONVERTER = SCREW-IN ADAPTER THAT FITS ANY STANDARD
- SSL4-TRM-BK = 4" BLACK CLIP-ON TRIM
- SSL4-TRM-ORB = 4" OIL-RUBBED BRONZE CLIP-ON TRIM
- SSL4-TRM-CU = 4" COPPER CLIP-ON TRIM
- SSL4-TRM-BZ = 4" BRONZE CLIP-ON TRIM
- SSL4-TRM-BN = 4" BRUSHED NICKEL CLIP-ON TRIM
- SSL4-TRM-CH = 4" CHROME CLIP-ON TRIM

Factory-Installed Option:

- Blank = No Option For Accessories
- OPT-EM-DL1EXT = EXTERNAL BATTERY BACKUP

ACCESSORIES:



E26-CONVERTER
Includes Medium Base E-26 Screw-in Adapter That Fits Any Standard




SSL6-RI
6" Square Rough-in Plate, 26" Long



RSL-EXT-10FT-MCT
10 Ft. Extension Cable For use with all Slim Light



Clip-on Trims
BK ORB CU BZ BN CH



SSL-346-RIBH
3", 4", 6" (Adjustable) Square Galvanized plate with Bar Hangers

FACTORY-INSTALLED OPTION:



OPT-EM-DL1EXT
EXTERNAL BATTERY BACKUP

Example:

- SSL4-MCT5 (FOR RSL4 9W MCT5 FIXTURE 120V)
- SSL4-MCT5 OPT-EM-DL1EXT (FOR RSL4 9W MCT5 FIXTURE 120V) (EXTERNAL BATTERY BACKUP)



Compatible Dimmer List:

MODEL NO.	BRAND
6631-1LT	LEVITON
MACL-153MLH-AL	LUTRON
TGCL-153PH-LA	LUTRON
DVW-603PGH-WH	LUTRON
CT-600PR-WH	LUTRON
LGCL-153PHL-IV	LUTRON
TGCL-153PH-LA	LUTRON
LSLV603PWV	LUTRON
6674-POW	LEVITON
DVCL-153P	LUTRON
MSCL-OP153P	LUTRON
CTCL-153P	LUTRON
MACL-153M	LUTRON
HCL453PTCCCV6	PASS & SEYMOUR
LSLV603PWV	PASS & SEYMOUR

